



THE REPUBLIC OF UGANDA


Roadmap for Creating an Enabling Environment for Delivering on SDGs in Uganda



October, 2018

With support from United Nations in Uganda





THE REPUBLIC OF UGANDA

Roadmap for Creating an Enabling Environment for Delivering on SDGs in Uganda

October, 2018

With support from United Nations in Uganda



TABLE OF CONTENTS

Foreword	4
Introduction	6
Implementing SDGs through National Implementation Mechanisms	9
The Role of Implementing Agencies	10
The National SDG Roadmap	14
Consolidated National SDG Roadmap	16
LIST OF FIGURES	
Figure 1: The National SDG Coordination Framework Structure	8
LIST OF TABLES	
1.0 Road map for Coordination, Monitoring & Evaluation, and Reporting	16
2.0 Road map for Planning and Mainstreaming of SDGs	27
3.0 Road map for Data for SDGs	32
4.0 Road map for Communication and Popularization of SDGs	44
5.0 Road map for Resource Mobilization and Financing for SDGs	51
6.0 Summary of Costs by Technical working Groups	55


FOREWORD

Uganda continues to make progress on the 2030 Agenda for Sustainable Development. In 2016, Government of Uganda developed a framework to guide the coordination of the implementation of the 2030 Agenda under the leadership of the Office of the Prime Minister (OPM). The National Coordination Framework for SDGs was subsequently approved by Cabinet and Parliament in 2016. The framework is anchored within the existing coordination structures of implementing government business and provides strategic guidance on the roles and responsibilities of key institutions, steered by a multi-stakeholder SDG National Taskforce.

To operationalize the coordination framework, the Office of the Prime Minister in liaison Ministry of Finance, Planning and Economic Development; Ministry of Information, Communications Technology and National Guidance; National Planning Authority and Uganda Bureau of Statistics has developed a costed roadmap to create an enabling environment for delivering on the SDGs but also act as a resource mobilization tool for the Agenda during the Second National Development Plan (NDPII) implementation period. The Roadmap does not assume the roles and responsibilities of Ministries, Departments and Agencies (MDAs), sub-national institutions and non-state actors in implementing the Agenda but rather creates an enabling environment to empower all relevant actors to contribute to the realization of the Goals.

I am glad to mention that some critical activities of this roadmap have already taken shape ahead of its launch. Key among these is a study to assess the policy and institutional gaps to support the implementation of the Agenda in Uganda. The outcome of this undertaking will inform the preparation of a planning and mainstreaming framework for SDGs.

While the coordination of the 2030 Agenda is a responsibility of Government, it is strongly evident that we cannot achieve these aspirations without the contribution of Development Partners and non-state actors whom we value as our partners in development. I, therefore, call upon all stakeholders to mobilise the resources required to enable the implementation of this roadmap. I, also, implore Ministries, Departments and Agencies to become more proactive in planning, financing, popularization, coordinating and Monitoring and Evaluating and data collection for SDG through their Sector Working Groups (SWGs). I appreciate the unwavering technical and financial support of the entire UN System in Uganda, coordinated by the United Nations Development Programme (UNDP). It is my hope that the Technical Working Groups (TWGs) enshrined in this roadmap will engage the respective SWGs to ensure bottom-up prioritization of strategic interventions as well as keep the road map as a living document for the coordination efforts.



Ruhakana Rugunda (Dr.)

PRIME MINISTER

Introduction

In September 2015, the 193 Member States of the United Nations (UN) adopted a historic resolution committing themselves to the 2030 Agenda for Sustainable Development. The Agenda contains 17 Sustainable Development Goals (SDGs) and 169 targets, aimed to eradicate poverty and finish the unfinished business of the Millennium Development Goals (MDGs) that ended in 2015. The SDGs are ambitious¹, universal and transformational, aimed at balancing economic growth, social development and environmental protection.

Uganda's commitment to the 2030 Agenda builds on prior engagements in the processes that culminated into the adoption of the 2030 Agenda by the UN General Assembly at the time Uganda held the UN Presidency. Uganda's commitment to sustainable development is further demonstrated through ratification and domestication of regional and continental development agendas such as the East African Community Vision 2050 and the Africa Union Agenda 2063.

The 2030 Agenda is implemented through the long-term Comprehensive National Development Planning Framework (CNDPF). The country is currently implementing its Second National Development Plan (NDPII) (2015/16-2019/20) under the national Vision 2040.

¹ The 2030 Agenda is broader than any other international framework to date, and with the integration of the three dimensions of development, it sets the stage for transforming development and development financing as we know it

The country has set up and operationalized structures for coordinating the implementation of the SDGs through partnerships and targeted resource mobilization. Efforts have been made to integrate the SDGs into national, sector and local government plans; and the progress towards the achievement of the SDGs is tracked through the national monitoring and evaluation system.

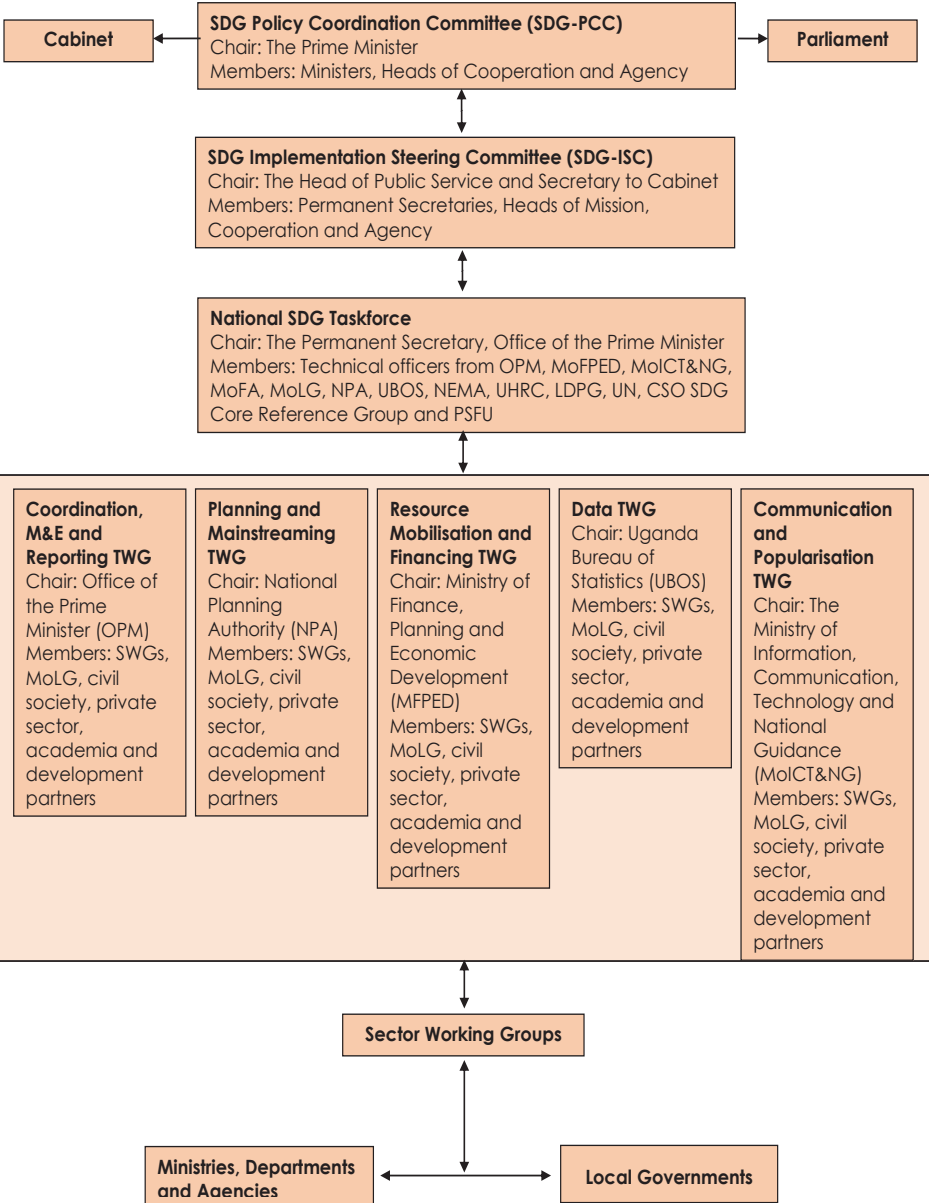
The National SDG Coordination Framework and the National SDG Roadmap

The implementation of SDGs is coordinated through the National SDG Coordination Framework. The Framework spells out clear mandates for planning, reporting, monitoring, resource mobilization, communication, advocacy and decision-making for implementation of the SDGs anchored within existing national coordination structures.

The Coordination Framework was developed through consultative processes, under the leadership of the Office of the Prime Minister (OPM), with support from the United Nations (UN) in Uganda. The Framework was adopted in May 2016 and validated by the Cabinet of Ministers and Parliament.

The National SDG Roadmap operationalises the Framework and provides priority actions to catalyse the implementation of SDGs across the country during the NDP II period (2015/16-2019/20). The development of the National SDG Roadmap was supported by the United Nations Development Programme (UNDP) Uganda.

Figure 1: The National SDG Coordination Framework Structure



ImplementingSDGsthroughNationalImplementation Mechanisms

SDGs are integrated into national processes through the National Standard Indicator (NSI) Framework. The NSI is a four-level hierarchical framework covering the Policy, Strategic, Programmatic and Operational functions of Government. The NSI operationalises indicators in the NDP II and includes additional prioritised standard indicators for monitoring regional and international development frameworks (including the East African Community Agenda 2050, African Union Agenda 2063, and 2030 Agenda).

Planning, budgeting and resource allocation are guided by the NSI. The NSI indicators derive from the existing development plans in the sectors, Ministries, Departments and Agencies (MDAs) and Local Governments (LGs). Uganda uses Programme Based Budgeting (PBB), and resources are allocated to Key Performance Indicators (KPI) for the various sectors, MDAs and LGs which have been selected from the NSI framework. Through the National Statistical System (NSS) data is regularly produced on all indicators in the NSI. This data is used to track progress in the implementation and achievement of national priorities, through the National M&E System. All the above functions are enabled through the existing coordination mechanisms.

The implementation and progress towards the achievement of SDGs is tracked through the Coordination Framework. The TWGs provide quarterly progress reports to the National SDG Taskforce. The National SDG Taskforce gives bi-annual progress reports

to the SDG Implementation Steering Committee (SDG-ISC) to review progress and recommend policy proposals to the Policy Coordination Committee (SDG-PCC). The SDG-ISC reports bi-annually to the SDG-PCC to review implementation and provide policy guidance. The report from the SDG-PCC is presented to both Cabinet and Parliament bi-annually.

The Role of Implementing Agencies

SDGs are integrated and indivisible, they are broad and touch on all aspects of development. Therefore, the goals and targets are implemented through plans, strategies and projects by all Ministries, Departments and Agencies (MDAs), and Local Governments (LGs) in Uganda.

SDG Technical Working Groups

The National SDG Coordination Framework provides for five multi-stakeholder Technical Working Groups (TWGs) comprising of Sector Working Groups (SWGs); Development Partners; Private Sector; and Civil Society.

The work of Sectors, MDAs and LGs is guided by strategic plans developed by the institutions themselves. These plans are aligned to the NDP II, and thereby the SDGs. The TWG on Planning and Mainstreaming coordinates the mainstreaming of SDGs into all projects, budgets and plans in the MDAs and LGs. Resources for the implementation of these projects and plans are mobilized in line with the Fiscal Strategy for NDP II, in which the SDGs are integrated. The TWG on Resource Mobilisation and Financing plans to explore new sources of development financing and to strengthen Aid Effectiveness, which will benefit all implementing agencies.

The monitoring of projects and plans are guided by the indicators in the NSI and all implementing agencies contribute to the monitoring of SDGs through day-to-day monitoring, reviews and evaluations of projects and plans. It is the mandate of the TWG on Coordination, M&E and Reporting to ensure that this information is collated and shared with all relevant stakeholders to track progress in implementing the SDGs and inform policies and strategies. The TWG on Data coordinates data production through the National Statistical System for the monitoring of SDGs. Data is produced by the implementing agencies.

The SDGs are popularised through the national communication strategy, and through the campaigns and public outreach by implementing agencies. When MDAs and LGs undertake public education and sensitization, it indirectly includes SDGs and contributes to behavioral change for the achievement of the Global Goals. These efforts are coordinated and facilitated by the TWG on Communication and Popularisation.

The TWGs are the backbone of the SDG Coordination Framework, and it is critical that the TWGs meet quarterly and submit the required reports to inform and drive SDG implementation in Uganda. Furthermore, there must be a strong link between the Sector Working Groups (SWGs), MDAs and LGs as implementers of the SDGs, and the TWGs as the coordinating bodies under the Coordination Framework.

Cross-cutting issues, such as human rights, environment and gender etc. are discussed and prioritised in the TWGs.

The Role of Sector Working Groups

Sectors are key implementers of the SDGs through their day to day activities. As implementing agencies, SWGs should ensure that SDGs and crosscutting issues, such as human rights, environment and gender etc., are mainstreamed into Sector Development Plans, budgets, policies and programmes, and that all members of the sectors are working towards the same goals and targets. The Sector Working Groups (SWG) are members of the five Technical Working Groups (TWGs) and provides information to the quarterly progress reports by the TWGs.

The SWGs coordinate the implementation of development activities within their sector and are the umbrella bodies and comprises of MDAs, LGs, Development Partners, Private Sector and Civil Society. Each SWG has nominated SDG focal points to represent the SWG members in the TWGs.

The SWGs play a key role as data producers, as they collate information and data from local level and the MDAs that will help monitor progress and inform strategies and interventions.

The Role of Ministries, Departments and Agencies

The Ministries, Departments and Agencies (MDAs) implement SDGs through their day to day work. All MDAs should have indicators for the specific SDG targets they contribute to through ongoing activities, and ensure that all plans, budgets and activities reflects relevant SDGs.

MDAs are the main producers of administrative data, and a key task by the MDAs is to produce data to inform

national and local strategies and monitor progress. The data is collated by the Uganda Bureau of Statistics (UBOS) and feeds into national coordination processes.

The Role of Local Governments

Local Governments are key implementers of SDGs and data producers; LGs are at the forefront of implementing SDGs at the local level by addressing local challenges, defining priorities and solutions; and mobilizing communities to actively participate in the development process. Furthermore, LGs produce disaggregated data that feeds into the National Statistical System and thereby help identify those that are being left behind in the journey towards sustainable development.

LGs are part of the SDG reporting structure, as information from the LGs feeds into the quarterly TWG progress reports, and bi-annual and annual reporting through the respective SWGs.

The Role of Parliament

Parliament and members of parliament play a significant role in mobilising and allocating resources and in providing oversight in the implementation of the SDGs. In addition to this, Members of Parliament are advocates, mobilisers and ambassadors for the SDGs due to their closeness to people in their constituencies.

The Role of Non-State Actors

SDGs are implemented by all stakeholders in society through their day to day activities, projects and programmes. Non-state actors include development partners, civil society and private sector. These stakeholders are represented at all levels of the National SDG Coordination Framework. The work of non-state

actors is complementary to government initiatives, and should be aligned to national development priorities.

Especially, civil society actors are instrumental for the delivery on SDGs through their outreach to people in the communities, as change makers driving behavioral change, and as watchdog holding duty bearers responsible.

The National SDG Roadmap

Introduction

As part of efforts to operationalize the National Coordination Framework, the National SDG Taskforce developed a costed Roadmap to create an enabling environment for delivering on the SDGs in Uganda. The Roadmap was prepared through consultative processes involving Government Agencies, Private Sector, Civil Society and Development Partners.

The Purpose of the Roadmap

The purpose of the Roadmap is to provide priority actions to support the coordination of the implementation of SDGs across the country during the NDP II period (2015/16-2019/20).

The Development of the Roadmap

The Roadmap was developed through a multi-level consultative and inclusive process, with support from UNDP. The process started with a 2-day planning retreat held in April 2017, where members of the TWGs proposed actions to coordinate the implementation of the SDGs within their area. Subsequently, the TWGs in consultation with their members refined and submitted the sections of the Roadmap to OPM for consolidation

of a draft Roadmap, which was reviewed by the National Taskforce. Prior to the launch, the Roadmap was validated at technical level by representatives from Government, Civil Society, Private Sector, Parliament and Development Partners. This was followed by a validation by the Implementation Steering Committee (SDG-ISC) made up of Permanent Secretaries, Head of Agencies, civil society and private sector, chaired by the Head of Public Service, and a validation by the Policy Coordination Committee (SDG-PCC), chaired by the Prime Minister and made up of Ministers and Heads of Missions and Agencies.

Implementation and review mechanism

OPM will coordinate the implementation of the Roadmap in collaboration with the chairs of the TWGs. The review of the Roadmap will be integrated into mechanisms and processes in place under the National SDG Coordination Framework. There will be a yearly multi-stakeholder review of the Roadmap, led by the National SDG Taskforce.

Financing Strategy

The total cost for the Roadmap is 6.6 bn Uganda Shillings for actions to be implemented in the remaining NDPII period, of this 1.2 bn Uganda Shillings is available within the Medium-Term Expenditure Framework (MTEF). This leaves a funding gap of 5.4 bn Uganda Shillings, which will be financed by Government, Development Partners, Civil Society and Private Sector.

Consolidated National SDG Roadmap

1.0 Roadmap for Coordination, Monitoring & Evaluation, and Reporting

Thematic Area	Planned Action	Target Output	Implementation period	Cost (UGX '000)	Secured Funding	Funding Gap	Responsible Agency
1.1 Effective SDG implementation coordination remains crucial due to the multitude of stakeholders	1.1.1 Operationalize the coordination framework	Quarterly meetings in Coordination, Monitoring & Evaluation, and Reporting TWG held	FY 2018/19 – FY 2019/20	48,000	24,000	24,000	OPM
		Quarterly meetings in the SDG Taskforce held	FY 2018/19 – FY 2019/20	2,400	0	2,400	

Thematic Area	Planned Action	Target Output	Implementation period	Cost (UGX '000)	Secured Funding	Funding Gap	Responsible Agency
		Bi-annual meetings in SDG Implementation Steering Committee held	FY 2018/19 – FY 2019/20	1,400	0	1,400	
		Bi-annual meetings in SDG Policy Coordination Committee held	FY 2018/19 – FY 2019/20	1,400	0	1,400	
		Bi-annual status reports to Cabinet and Parliament submitted	FY 2018/19 – FY 2019/20	0	0	0	

Thematic Area	Planned Action	Target Output	Implementation period	Cost (UGX '000)	Secured Funding	Funding Gap	Responsible Agency
	1.1.2 Launch of SDG Roadmap (incl. printing of Roadmap)	SDG Roadmap launched	Q3 FY 2017/18	30,000	0	30,000	
	1.1.3 The national Roadmap reviewed	SDG Roadmap reviewed	Q3 FY 2018/19	10,000	3,000	7,000	
	1.1.4 Benchmarking to learn best practices of coordinating the implementation of SDGs	One benchmarking study visit by the SDG Taskforce conducted to replicate best practices in the Ugandan context	FY 2018/19 – FY 2019/20	150,000	0	150,000	

Thematic Area	Planned Action	Target Output	Implementation period	Cost (UGX '000)	Secured Funding	Funding Gap	Responsible Agency
	1.1.5 Participate in regional and international conferences on SDGs	4 annual conferences (including ARFSD, HLPF, UNGA, P4R) participated in by the SDG Taskforce	FY 2018/19 – FY 2019/20	320,000	0	320,000	
	1.1.6 Running of SDG Secretariat	Administrative costs covered - One vehicle (including fuel and maintenance) - ICT (computer and	FY 2018/19 – FY 2019/20	400,000	0	400,000	

Thematic Area	Planned Action	Target Output	Implementation period	Cost (UGX '000)	Secured Funding	Funding Gap	Responsible Agency
		internet) procured - Stationary procured					
1.2 Strengthen stakeholder engagement and information sharing	1.2.1 Hold a National multi-stakeholder SDG Forum with participation from national and local level	One National SDG Forum held	Q4 FY 2017/18	90,000	0	90,000	OPM
	1.2.2 Coordinate the preparation of the Annual National SDG	One National SDG report produced and disseminated	FY 2018/19 – FY 2019/20	160,000	0	160,000	

Thematic Area	Planned Action	Target Output	Implementation period	Cost (UGX '000)	Secured Funding	Funding Gap	Responsible Agency
1.3 Integration of the SDGs into the	Report						
	1.2.3 Follow up meetings on emerging issues from the National SDG Forum and Review	Follow up meetings on emerging issues held	Q4 FY 2017/18	10,000	2,000	8,000	
	1.2.4 Production of knowledge products	SDG Bulletin and policy briefs produced and printed	FY 2018/19 – FY 2019/20	60,000	0	60,000	
	1.3.1 Monitor and report on the implementation	Indicator profiling undertaken for NSI	FY 2017/18	90,000	30,000	60,000	OPM, UBOS, and NPA

Thematic Area	Planned Action	Target Output	Implementation period	Cost (UGX '000)	Secured Funding	Funding Gap	Responsible Agency
national M&E and reporting processes	on of the SDG indicators and targets in the NSI framework						
	1.3.2 Include SDGs in the Government performance assessment process	Concept note for the GAPR and sector and LGs assessment manual reviewed to include SDGs	FY 2017/18	0	0	0	OPM
		SDG performance assessment undertaken as part of the Government Performance	FY 2017/18	0	0	0	

Thematic Area	Planned Action	Target Output	Implementation period	Cost (UGX '000)	Secured Funding	Funding Gap	Responsible Agency
		Assessment Process					
	1.3.3 Include SDGs in the Baraza ¹	Baraza concept note revised	Q3 FY 2017/18	0	0	0	
	1.3.4 Functional SDG strategic M&E management	M&E Guidelines reviewed to include SDGs	FY 2017/18	50,000	0	50,000	
		National Standard Evaluation Standards reviewed to include SDGs	FY 2017/18				
		SDGs included in mid-term	FY 2018/19	150,000	150,000	0	OPM

¹ Barazas are community based accountability platforms

Thematic Area	Planned Action	Target Output	Implementation period	Cost (UGX '000)	Secured Funding	Funding Gap	Responsible Agency
		review of the M&E Policy					
	1.3.5 Undertake evaluation of SDGs	Baseline report produced	FY 2018/19	149,000	0	149,000	
		SDG interventions included in evaluation agenda review report	Q4 FY 2017/18	0	0	0	
		Process evaluation undertaken for selected SDGs	FY 2018/19	150,000	50,000	100,000	
		Summative evaluation undertaken for selected SDGs	FY 2018/19	400,000	400,000	0	

Thematic Area	Planned Action	Target Output	Implementation period	Cost (UGX '000)	Secured Funding	Funding Gap	Responsible Agency
1.4 Strengthen functionality of M&E system and stakeholder inclusion to support monitoring, evaluation and reporting on SDGs	1.4.1 Strengthen functionality of M&E system to support monitoring, evaluation and reporting on SDGs	Monitoring of results frameworks for particular SDGs in place	FY 2017/18	0	0	0	
		Engagements with development partners on strengthening the monitoring and evaluation of SDG implementation framework undertaken	FY 2018/19 – FY 2019/20	16,000	10,000	6,000	OPM, MFPE

Thematic Area	Planned Action	Target Output	Implementation period	Cost (UGX '000)	Secured Funding	Funding Gap	Responsible Agency
	1.4.2 Undertake capacity building of MDAs, LGs, NGOs, and other stakeholders in monitoring the implementation of SDGs	Training plan and program undertaken	FY 2018/19	30,000	15,000	15,000	OPM
		MDA workshops held	FY 2017/18	292,000	116,000	176,000	
		6 Regional workshops held	FY 2017/18	90,000	0	90,000	
Sub-Total Cost				2,700,200	800,000	1,900,200	

2.0 Roadmap for Planning and Mainstreaming of SDGs

Thematic Area	Planned Action	Target Output	Implementation period	Cost (UGX '000)	Secured Funding	Funding Gap	Responsible Agency
2.1 Harmonized SDG planning and implementation Action Plan	2.1.1 Conduct modeling of SDGs and Agenda 2063 to identify country focus/Accelerator goals for 2020/21-2029/20 to be programmed in the 10-year NDP and NDP/III/IV	Country Priority high impact International agenda goals identified (next 10-year budget focus goals)	Q3 – Q4 FY 2017/18	300,000	0	300,000	NPA
	2.1.2 Develop SDG Mainstreaming Framework	SDG Mainstreaming Framework	Q1 FY 2018/19	200,000	0	200,000	NPA, OPM TWGs, SWGs, LGs, Planners,

Thematic Area	Planned Action	Target Output	Implementation period	Cost (UGX '000)	Secured Funding	Funding Gap	Responsible Agency
		Developing					other players
	2.1.3 Launch and operationalise the Mainstreaming Framework	Mainstreaming Framework launched and operationalised	Q1 FY 2018/19	193,000	0	193,000	NPA, LGs
2.2 Inclusion of SDGs in planning tools	2.2.1 Include SDG in NDP/III Results and Reporting Framework	Final NDP/III Reporting Framework completed with SDG indicators	Q1 FY 2018/19	0	0	0	NPA, OPM, UBOS, MoFPED, MDAs, LGs

Thematic Area	Planned Action	Target Output	Implementation period	Cost (UGX '000)	Secured Funding	Funding Gap	Responsible Agency
	2.2.2 Review Sector and LG planning guidelines in the context of the International development agenda	Planning guidelines reviewed	FY 2018/19	360,000	50,000	310,000	NPA, Sector and LGs
	2.2.3 Develop cross cutting issues planning guidelines where non-existent e.g. disability	Cross cutting issues planning guidelines developed	FY 2018/19	192,500	80,000	112,500	NPA, Sectors, LGs, private sector and civil society
	2.2.4 Refine the tool for including SDGs in the	CoC tool refined	FY 2018/19	0	0	0	NPA

Thematic Area	Planned Action	Target Output	Implementation period	Cost (UGX '000)	Secured Funding	Funding Gap	Responsible Agency
	Certificate of Compliance						
2.3 Progress reporting at TWG level	2.3.1 Operationalize the coordination framework	4 annual meetings in Planning TWG held	FY 2018/19 – FY 2019/20	0	0	0	NPA
	2.3.2 Prepare quarterly planning TWG reports for consideration by the National Taskforce (activity-based reports)	Timely quarterly reports produced	FY 2018/19 – FY 2019/20	0	0	0	Planning TWG

Thematic Area	Planned Action	Target Output	Implementation period	Cost (UGX '000)	Secured Funding	Funding Gap	Responsible Agency
2.4 Capacity gaps	2.4.1 Build planning capacity at National, Sector and LG levels	Planning capacity at all levels enhanced	FY 2018/19 – FY 2019/20	600,000	0	600,000	NPA, Sectors, MDAs, LGs
Sub-Total Costs				1,845,500	130,000	1,715,500	

3.0 Roadmap for Data for SDGs

Thematic Area	Planned Action	Target Output	Implementation period	Cost (UGX '000)	Secured Funding	Funding Gap	Responsible Agency
3.1 Duplication and fragmentation on SDG efforts leading to wastage of resources and working at cross-purposes	3.1.1 Harmonize, engender, validate SDG indicators with NSI and UNSD data assessment results	SDGs integrated in NSI Framework	Q3 FY 2017/18	165,000	32,000	133,000	UBOS & MDAs
Incomparable data arising from classification, definitions	3.1.2 Develop the SDG statistical framework, aligned to the NDP II and	SDG statistical framework developed	Q3 –Q4 FY 2017/18	86,000	0	86,000	UBOS, OPM and NPA

Thematic Area	Planned Action	Target Output	Implementation period	Cost (UGX '000)	Secured Funding	Funding Gap	Responsible Agency
and concepts.	National Standard Indicators (NSI)						
	3.1.3 Undertake mapping of MDAs and CSOs to SDG Goals, Targets & Indicators	SDG Indicators mapped to data producing agencies	Q3 –Q4 FY 2017/18	64,600	0	64,600	UBOS
	3.1.4 Designate indicators by Tier as per the UN Inter Agency Expert (IAEG) Group on	National data status report produced, including designated tiers	Q3 –Q4 FY 2017/18	0	0	0	

Thematic Area	Planned Action	Target Output	Implementation period	Cost (UGX '000)	Secured Funding	Funding Gap	Responsible Agency
	SDGs						
	3.1.5 Complete the SDG data-gap analysis. Develop and validate the Metadata for NSI-SDG Indicators. Conduct technical and policy level workshops to disseminate the refined	Data gap analysis country report produced Metadata for NSI/SDG Indicators produced	Q4 FY 2017/18	120,000	59,000	61,000	

Thematic Area	Planned Action	Target Output	Implementation period	Cost (UGX '000)	Secured Funding	Funding Gap	Responsible Agency
	NSI SDG statistical framework						
	3.1.6 Undertake self-assessments and quality audits of selected SDG indicators	Official statistics and quality indicators produced, based on self assessment	Q1 FY 2017/18	25,000	0	25,000	
	3.1.7 Operationalize the coordination framework	4 annual meetings in Data TWG held	FY 2018/19 – FY 2019/20	0	0	0	

Thematic Area	Planned Action	Target Output	Implementation period	Cost (UGX '000)	Secured Funding	Funding Gap	Responsible Agency
3.2 Incomplete data collection and processing of administrative data	3.2.1 Undertake training and tooling (Data collection instruments, Data Management (MDA and HLGs))	LG and MDA training needs identified and addressed	Q1 FY 2018/19	34,000	0	34,000	UBOS
	3.3 Limited capacity to compile and analyze data.	3.3.1 Design the assessment Forms and produce a report on Data Management 3.3.2 Draft and	Q2 FY 2017/18 FY 2018/19	95,000 0	0	95,000 0	

Thematic Area	Planned Action	Target Output	Implementation period	Cost (UGX '000)	Secured Funding	Funding Gap	Responsible Agency
3.4 Limited use of data due to access, limited analysis and packaging; limited	review training materials	drafted and reviewed					
	3.3.3 Undertake re-processing and further analysis of data to fill gaps between censuses and surveys	Data series for NSI/SDG Indicators produced	FY 2018/19	80,000	0	80,000	
	3.4.1 Popularize and update data in Uganda through popular versions of	Popular versions of Statistical Reports produced	FY 2018/19	20,000	0	20,000	

Thematic Area	Planned Action	Target Output	Implementation period	Cost (UGX '000)	Secured Funding	Funding Gap	Responsible Agency
dissemination, understanding and interpretation.	Statistical Reports						
	3.4.2 INFO website updated to include SDG indicators	Uganda Info website redesigned to include SDG indicators	Q1 FY 2018/19	130,000	0	130,000	
	3.4.3 The Integrated Management Information System (IMIS) updated to include SDG indicators	IMIS updated to include SDG indicators					

Thematic Area	Planned Action	Target Output	Implementation period	Cost (UGX '000)	Secured Funding	Funding Gap	Responsible Agency
	3.4.4 Use of ICT in information dissemination improved through UBOS official website	UBOS website updated	Q1 FY 2017/18	0	0	0	
	3.4.5 Produce statistical data profiles for sectors	Sector Statistical Profiles produced	FY 2018/19	80,000	0	80,000	
	3.4.6 Provide data for evidence based policy briefs on the	Policy briefs produced	Q2 FY 2017/18	0	0	0	

Thematic Area	Planned Action	Target Output	Implementation period	Cost (UGX '000)	Secured Funding	Funding Gap	Responsible Agency
	various SDG indicators						
	3.4.7 Implement the Data Revolution and Big Data harnessing mechanisms	Assessment Reports on big data produced	FY 2018/19	10,000	0	10,000	UBOS, Pulse Lab
	3.4.8 Organize the National Data Forum (NDF)	NSS Statistical priorities defined by the Stakeholders as part of the NDF	Q1-Q2 FY 2017/18	65,000	65,000	0	UBOS, UN
	3.4.9 Produce the SDG	SDG Annual Statistical	Q1 FY 2017/18	50,000	0	50,000	UBOS

Thematic Area	Planned Action	Target Output	Implementation period	Cost (UGX '000)	Secured Funding	Funding Gap	Responsible Agency
	Annual Statistical report	report produced					
	3.5.1 Develop the SDG Indicator Dash Board	SDG Indicator Dashboard developed	FY 2018/19	0	0	0	
	3.5.2 Provide data for the SDG Baseline Report	Data provided for SDG Baseline Data Report	Q1 FY 2017/18	34,000	0	34,000	
	3.5.3 Analyse the Geo-Spatial information on the different SDG indicators	Report with indicators produced	Q1 FY 2017/18	200,000	0	200,000	

Thematic Area	Planned Action	Target Output	Implementation period	Cost (UGX '000)	Secured Funding	Funding Gap	Responsible Agency
	to derive indicators						
	3.5.4 Revive donor statistical coordination mechanism	Partnerships and MoUs for support to statistics development reviewed	Q2 2017/18	36,000	0	36,000	
	3.5.5 Build capacity of the Uganda Bureau of Statistics (UBOS), MDAs, CSOs, Private sector and	Key stakeholders have statistical capacity built	FY 2018/19	100,000	0	100,000	UBOS, Pulse Lab

Thematic Area	Planned Action	Target Output	Implementation period	Cost (UGX '000)	Secured Funding	Funding Gap	Responsible Agency
	academic institutions to be able to analyse and share Big Data and system generated data						
Sub-Total Costs				1,419,600	156,000	1,263,600	

4.0 Roadmap for Communication and Popularisation of SDGs

Thematic Area	Planned Action	Target Output	Implementation period	Cost (UGX '000)	Secured Funding	Funding Gap	Responsible Agency
4.1 Improving knowledge and awareness about the SDGs	4.1.1 Design a Communication and Advocacy Plan - Identify communication & advocacy issues - Develop advocacy messages - Develop IEC materials - Identify communication tools	One Communication and Advocacy Plan on SDGs developed	Q2-Q3 FY 2017/18	35,000	15,000	20,000	MoICT&NG

Thematic Area	Planned Action	Target Output	Implementation period	Cost (UGX '000)	Secured Funding	Funding Gap	Responsible Agency
	- Brand SDGs in Uganda						
	4.1.2 Hold Communication & Advocacy meetings to popularise SDGs	4 meetings held per year for various target groups per meeting (MDAs, CSO leaders, Private Sector, Local Government)	FY 2018/19 – FY 2019/20	80,000	10,000	70,000	

Thematic Area	Planned Action	Target Output	Implementation period	Cost (UGX '000)	Secured Funding	Funding Gap	Responsible Agency
		nt, Unions, Government Communication Officers, Professional Bodies, Academia, Media, Cultural and Religious Leaders, Good Will Ambassadors)					
	4.1.3 Create Communication & Advocacy	2 groups created	Q1 FY 2017/18	0	0	0	

Thematic Area	Planned Action	Target Output	Implementation period	Cost (UGX '000)	Secured Funding	Funding Gap	Responsible Agency
	TWG social media and Google user groups						
	4.1.4 Develop and print SDG Orientation Handbook for Influencers translated into local languages	5,000 copies of handbook printed and translated into local languages	Q2 FY 2017/18	20,000	0	20,000	
	4.1.5 Conduct SDG civic outreaches through meetings, camps, walks, music and jingles, dance	50% of population in Uganda covered through civic outreaches	FY 2018/19 – FY 2019/20	120,000	30,000	90,000	MoICT&NG, CSO Core Reference Group, PSFU, MPs

Thematic Area	Planned Action	Target Output	Implementation period	Cost (UGX '000)	Secured Funding	Funding Gap	Responsible Agency
	and drama						
	4.1.6 Partner with telecom companies and send messages on SDGs	Text messages on SDGs sent through telecoms	Q1 FY 2017/18	2,500	0	2,500	UCC, PSFU
	4.1.7 Sensitize members of the Government Communication Officers Forum (GCOF) on SDGs	GCOF members sensitized on SDGs	Q2 FY 2017/18	0	0	0	MoICT&NG

Thematic Area	Planned Action	Target Output	Implementation period	Cost (UGX '000)	Secured Funding	Funding Gap	Responsible Agency
4.2 Document action of SDGs implement	4.1.8 Conduct media campaigns on SDGs (supplementary Radio & TV talk shows, spot messages, popular traditional media)	100% of population in Uganda covered through media campaigns	Q2 FY 2017/18	150,000	30,000	120,000	MolCT&NG, CSO Core Reference Group, PSFU, MPs
	4.1.9 Organize quarterly media tours	Media tours organised	FY 2018/19 – FY 2019/20	30,000	5,000	25,000	MolCT&NG, CSO Core Reference Group, MPs
	4.2.1 Conduct monthly media monitoring	50 electronic media houses monitored	FY 2018/19 – FY 2019/20	50,000	10,000	40,000	MolCT&NG, UNDP, Pulse Lab

Thematic Area	Planned Action	Target Output	Implementation period	Cost (UGX '000)	Secured Funding	Funding Gap	Responsible Agency
ation		on monthly basis					
	4.2.2 Quarterly media surveys about progress on key SDGs (filmed & edited DVDs production & telecasting on national media)	Media surveys conducted	FY 2018/19 – FY 2019/20	60,000	5,000	55,000	MoICT&NG
	4.2.3 Quarterly field visits, stakeholder meetings, surveys, etc.	Quarterly field visit, stakeholder meeting & survey conducted	FY 2018/19 – FY 2019/20	32,000	0	32,000	
Sub-Total Costs				579,500	105,000	474,500	

5.0 Roadmap for Resource Mobilisation and Financing for SDGs

Thematic Area	Planned Action	Target Output	Implementation period	Cost (UGX '000)	Secured Funding	Funding Gap	Responsible agency
5.1 Financing the SDGs through the National Budget	5.1.1 Assess the alignment of the resource to implementation of the SDG	Resource mobilization for implementation of SDG activities assessed	FY 2017/18	2,000	2,000	0	MFPE
	5.1.2 Alignment of Core and Sector Projects to SDGs	Core and Sector Projects aligned to SDGs	Q3 and Q4 FY 2017/18	0	0	0	
5.2 Coordinate resource mobilization	5.2.1 Operationalize the coordination framework	4 annual meetings in Resource Mobilisation and Financing	FY 2018/19 – FY 2019/20	0	0	0	

Thematic Area	Planned Action	Target Output	Implementation period	Cost (UGX '000)	Secured Funding	Funding Gap	Responsible agency
		TWG held					
	5.2.2 Mobilise resources for implementation of the SDG Roadmap	Resource for implementation of activities in the SDG Roadmap mobilized	Q3 and Q4 FY 2017/18	6,000	0	6,000	
	5.2.3 Liaise with DPs and INGOs for more targeted funding for identified priority areas/targets	Development partners and external partners support national priorities	FY 2018/19 – FY 2019/20	8,000	6,000	2,000	
	5.2.4 Integrate SDGs to in	SDG financing is integrated in	Q3 and Q4 FY 2017/18	16,000	6,000	10,000	

Thematic Area	Planned Action	Target Output	Implementation period	Cost (UGX '000)	Secured Funding	Funding Gap	Responsible agency
5.3 Borrowing smartly	the Aid Management Platform	the Aid Management Platform					
	5.2.5 Development Finance Assessment	Development Finance Assessment produced	Q3 and Q4 FY 2017/18	20,000	0	20,000	
	5.2.6 Aid Effectiveness Report	Aid Effectiveness Report produced	FY 2018/19	10,000	0	10,000	
	5.3.1 Monitoring borrowing to finance the National Development Plan with particular target to implement	SDG financing integrated in the external borrowing strategy	FY 2018/19 – FY 2019/20	10,000	0	10,000	

Thematic Area	Planned Action	Target Output	Implementation period	Cost (UGX '000)	Secured Funding	Funding Gap	Responsible agency
	on						
5.4 Strengthen Private Sector Engagement in the SDGs	5.4.1 Produce and operationalise a framework for Private Sector Engagement on SDGs	Roadmap for private sector contribution to achieving the SDGs produced and operationalized	Q3 and Q4 FY 2017/18	15,000	0	15,000	MFPED, UNDP and PSFU
	5.4.2 Set up National Forum for Private Sector Engagement on SDGs	National Forum for Private Sector Engagement on SDGs set up	FY 2018/19		20,000	20,000	MFPED, UNDP and PSFU
Sub-Total Costs				87,000	34,000	53,000	

6.0 Summary of Costs by Technical Working Groups:

	Roadmap Section	Cost (UGX '000)	Secured Funding (UGX '000)	Funding Gap (UGX '000)
1	Coordination, Monitoring & Evaluation, and Reporting	2,700,200	800,000	1,900,200
2	Planning and Mainstreaming	1,845,500	130,000	1,715,500
3	Data for SDGs	1,419,600	156,000	1,263,600
4	Communication and Popularisation of SDGs	579,500	105,000	474,500
5	Resource Mobilisation and Financing for SDGs	87,000	34,000	53,000
	Total Cost	6,631,800	1,225,000	5,406,800



For more information, Please Contact
Permanent Secretary
Office of the Prime Minister
Tel: 0417 770 500
Email: ps@opm.go.ug
Website: www.opm.go.ug